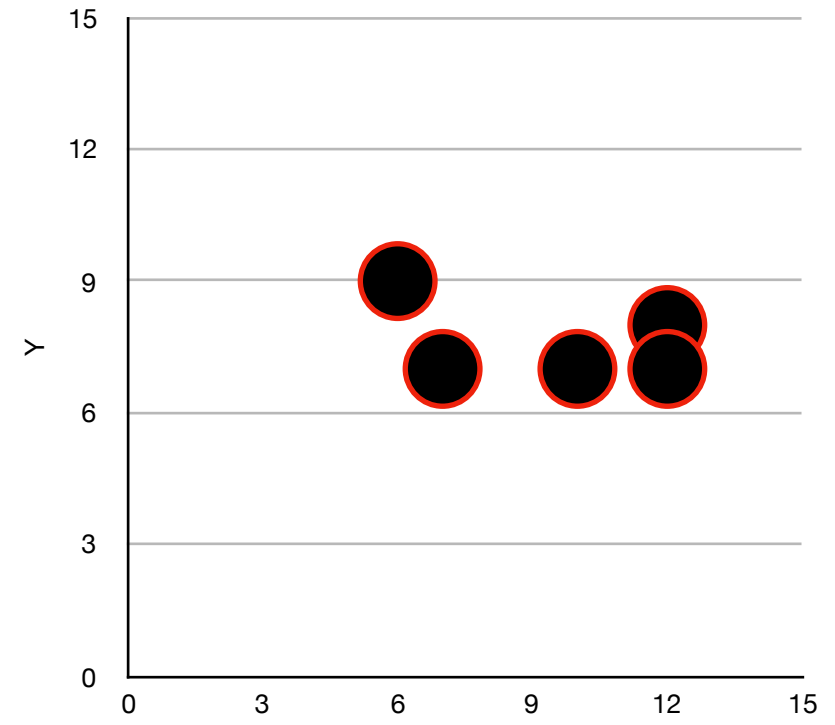


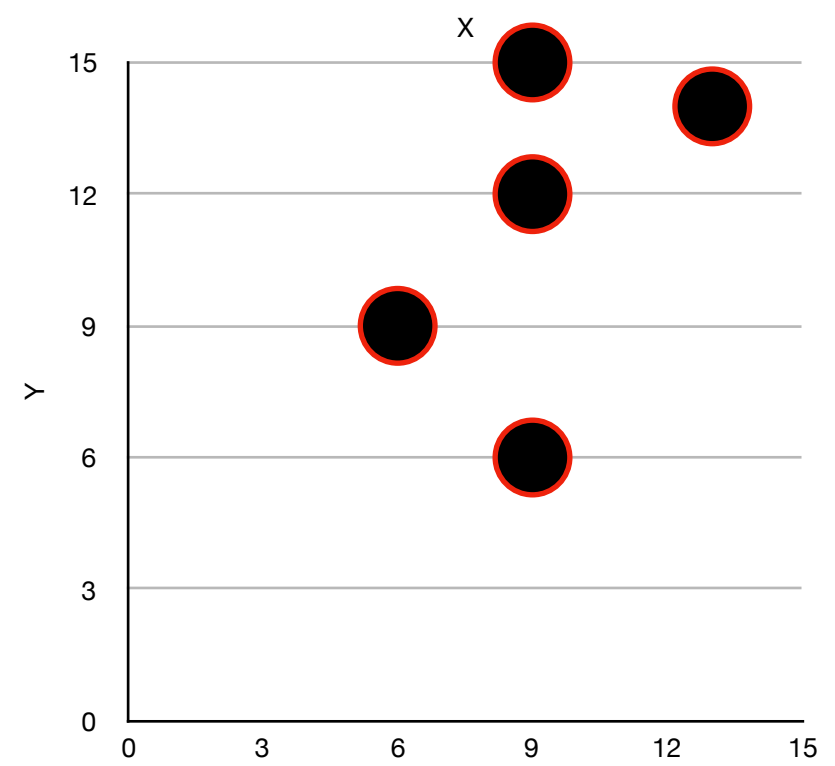
ROUND 1

	Team 1	Team 2	Team 3	Team 4	Team 5	Totals
x	10	12	12	6	7	
y	7	8	7	9	7	
Invest: Cost Reduc.	2	5	6	0	1	
Invest: Marketing	8	5	4	0	9	
Nearby Comps		1	1			
Sales Score	61.66	15.47	19.87	7.85	64.93	169.77
Market Share	36.32%	9.11%	11.70%	4.62%	38.25%	100.00%



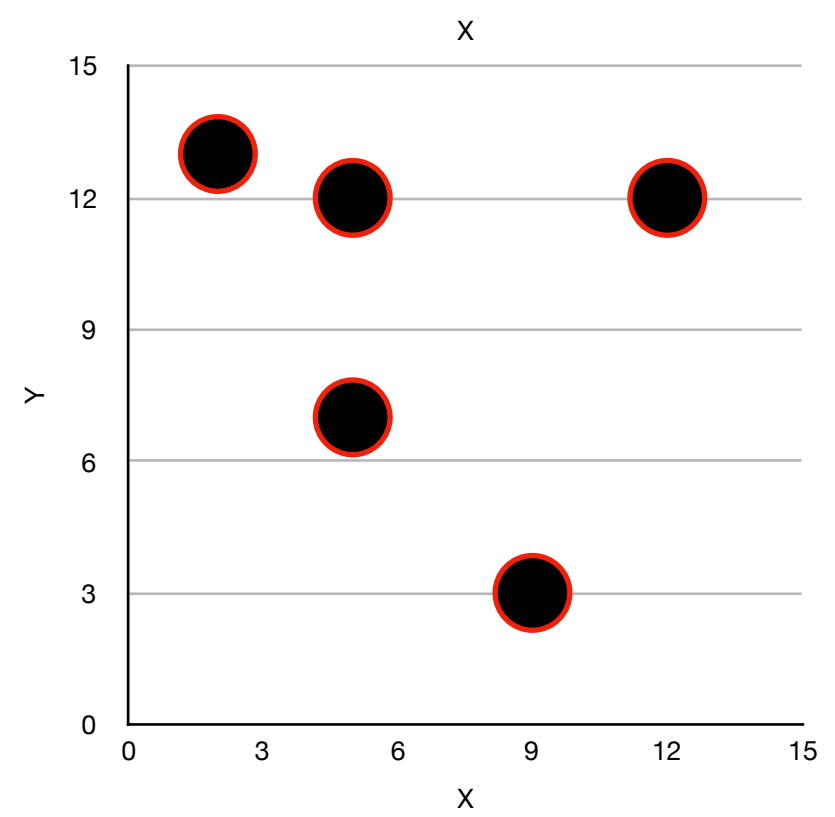
ROUND 2

	Team 1	Team 2	Team 3	Team 4	Team 5	Totals
x	9	13	9	6	9	
y	6	14	12	9	15	
Invest: Cost Reduc.	2	1	8	8	2	
Invest: Marketing	8	9	2	2	8	
Nearby Comps						
Sales Score	38.81	26.67	17.71	78.64	51.59	213.42
Market Share	18.18%	12.50%	8.30%	36.85%	24.17%	100.00%



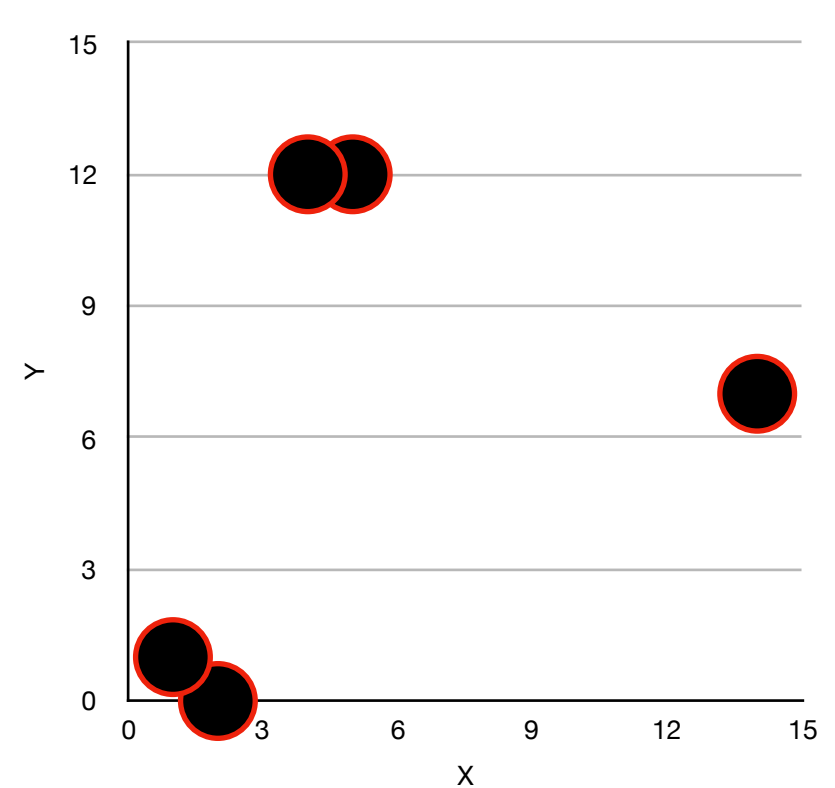
ROUND 3

	Team 1	Team 2	Team 3	Team 4	Team 5	Totals
x	5	12	9	5	2	
y	12	12	3	7	13	
Invest: Cost Reduc.	4	1	2	7	4	
Invest: Marketing	6	9	8	3	6	
Nearby Comps						
Sales Score	125.32	21.38	73.44	98.86	88.85	407.85
Market Share	30.73%	5.24%	18.01%	24.24%	21.78%	100.00%



ROUND 4

	Team 1	Team 2	Team 3	Team 4	Team 5	Totals
x	5	14	2	1	4	
y	12	7	0	1	12	
Invest: Cost Reduc.	5	9	3	5	3	
Invest: Marketing	5	1	7	5	7	
Nearby Comps	1		1	1	1	
Sales Score	50.64	129.22	87.16	102.14	51.27	420.44
Market Share	12.05%	30.74%	20.73%	24.29%	12.19%	100.00%



FINAL RESULTS

	Team 1	Team 2	Team 3	Team 4	Team 5	Totals
Round 1	61.66	15.47	19.87	7.85	64.93	169.77
Round 2	38.81	26.67	17.71	78.64	51.59	213.42
Round 3	125.32	21.38	73.44	98.86	88.85	407.85
Round 4	50.64	129.22	87.16	102.14	51.27	420.44
Sales Score	276.43	192.74	198.17	287.49	256.64	1211.48
Market Share	22.82%	15.91%	16.36%	23.73%	21.18%	100.00%